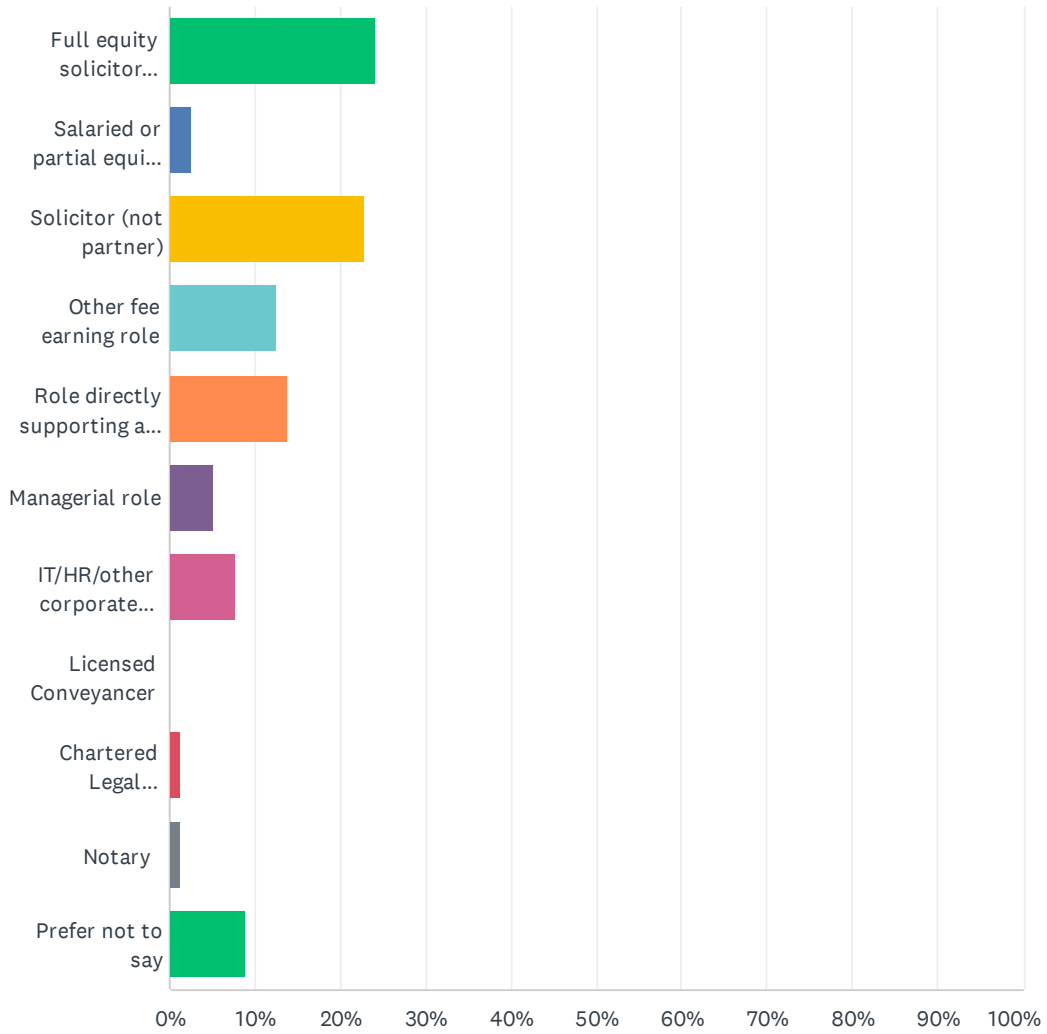


# Q1 Select one category which best describes your role in the firm.

Answered: 79 Skipped: 0

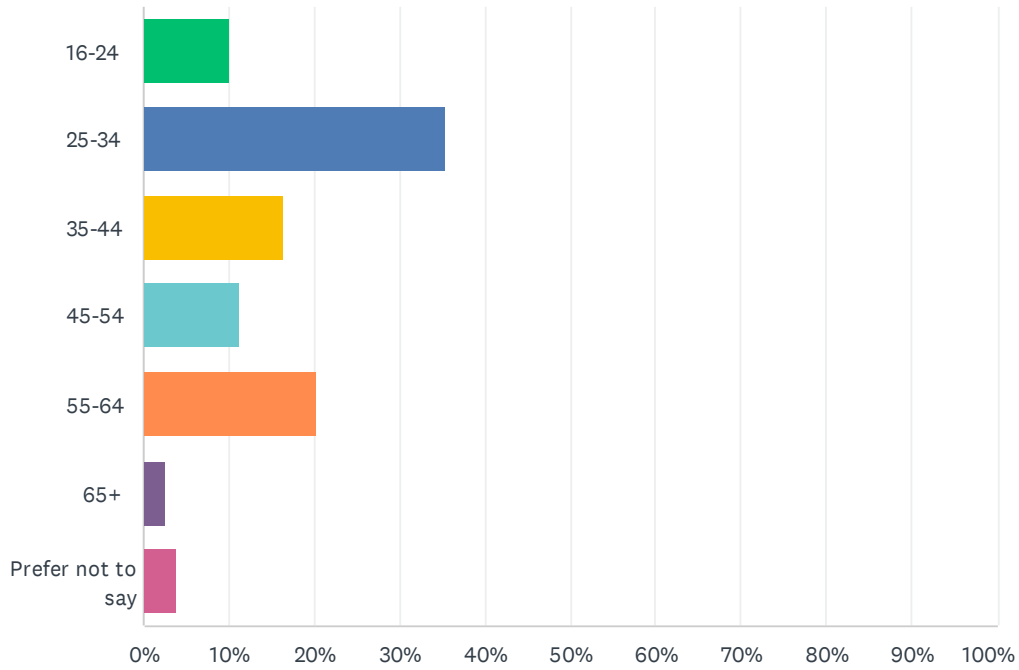


## AG Equality & Diversity Survey 2023

ANSWER CHOICES	RESPONSES	
Full equity solicitor partners	24.05%	19
Salaried or partial equity solicitor partners	2.53%	2
Solicitor (not partner)	22.78%	18
Other fee earning role	12.66%	10
Role directly supporting a fee earner	13.92%	11
Managerial role	5.06%	4
IT/HR/other corporate services role	7.59%	6
Licensed Conveyancer	0.00%	0
Chartered Legal Executive/Fellow of CILEx	1.27%	1
Notary	1.27%	1
Prefer not to say	8.86%	7
<b>TOTAL</b>		<b>79</b>

## Q2 Which age category are you in?

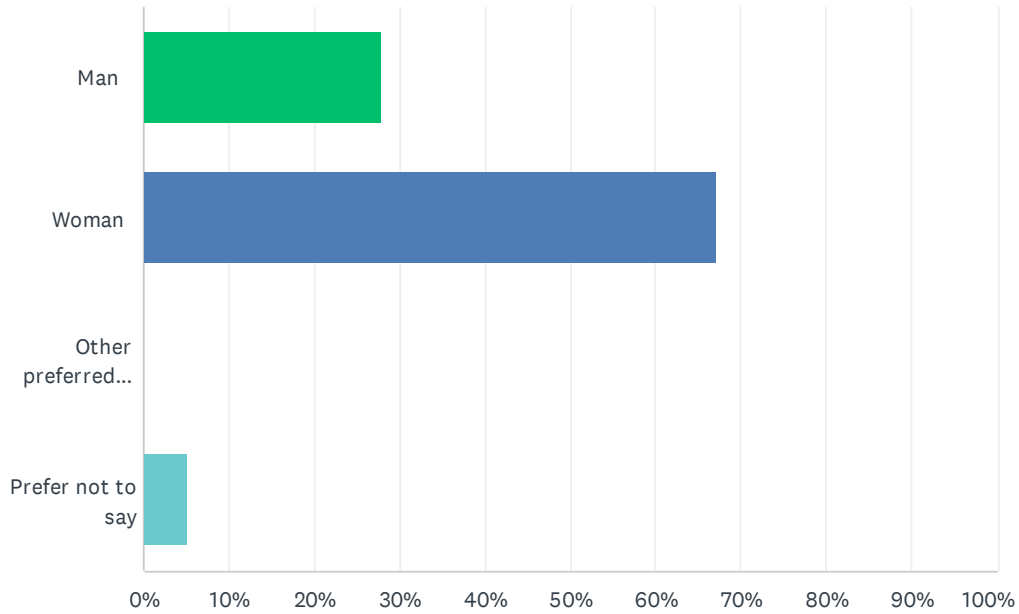
Answered: 79 Skipped: 0



ANSWER CHOICES	RESPONSES	
16-24	10.13%	8
25-34	35.44%	28
35-44	16.46%	13
45-54	11.39%	9
55-64	20.25%	16
65+	2.53%	2
Prefer not to say	3.80%	3
<b>TOTAL</b>		<b>79</b>

### Q3 Which gender do you identify with?

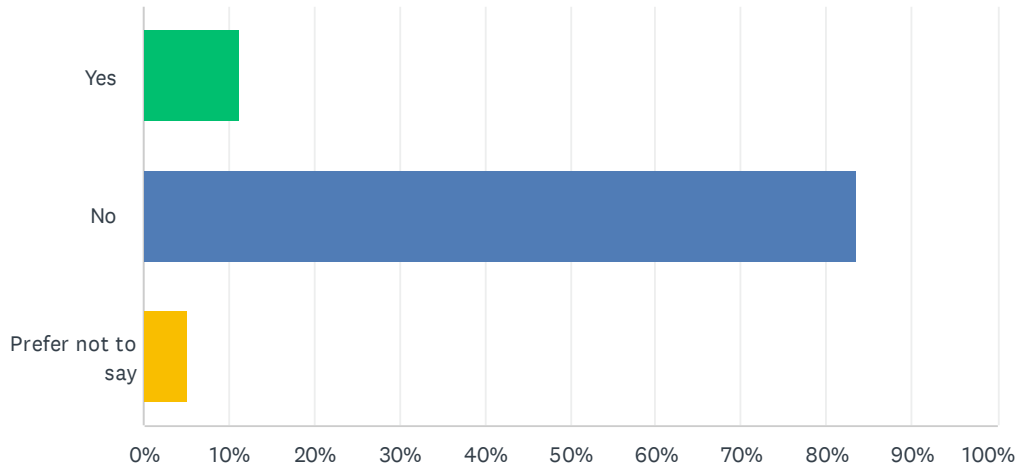
Answered: 79 Skipped: 0



ANSWER CHOICES	RESPONSES	
Man	27.85%	22
Woman	67.09%	53
Other preferred description	0.00%	0
Prefer not to say	5.06%	4
<b>TOTAL</b>		<b>79</b>

### Q4 Do you consider your own gender identity to be different from that associated with your sex as registered at birth?

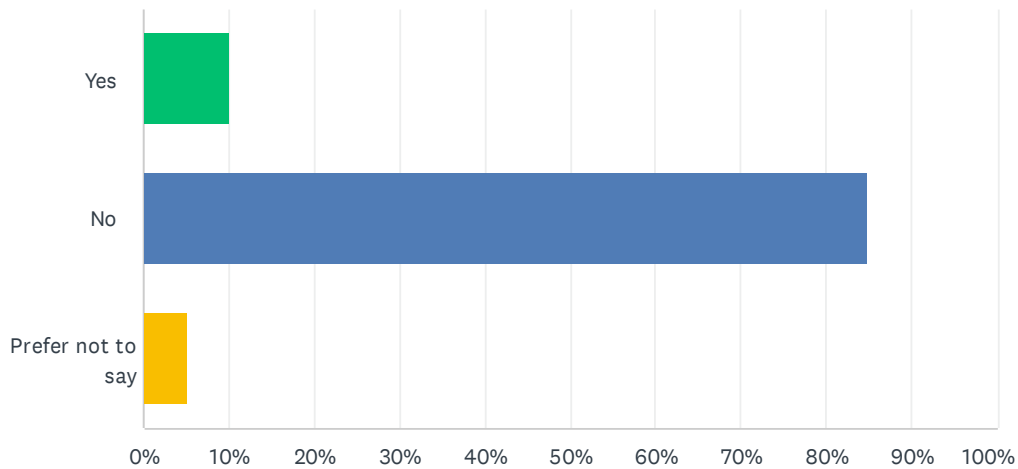
Answered: 79 Skipped: 0



ANSWER CHOICES	RESPONSES
Yes	11.39% 9
No	83.54% 66
Prefer not to say	5.06% 4
TOTAL	79

Q5 Do you consider yourself to have a disability according to the definition in the Equality Act 2010?The Equality Act defines a disabled person as someone who has a mental or physical impairment that has a substantial and long-term adverse effect on the person's ability to carry out normal day-to-day activities.If you have a condition which fits the Equality Act definition, please tick "Yes" even if you are not limited by your condition.

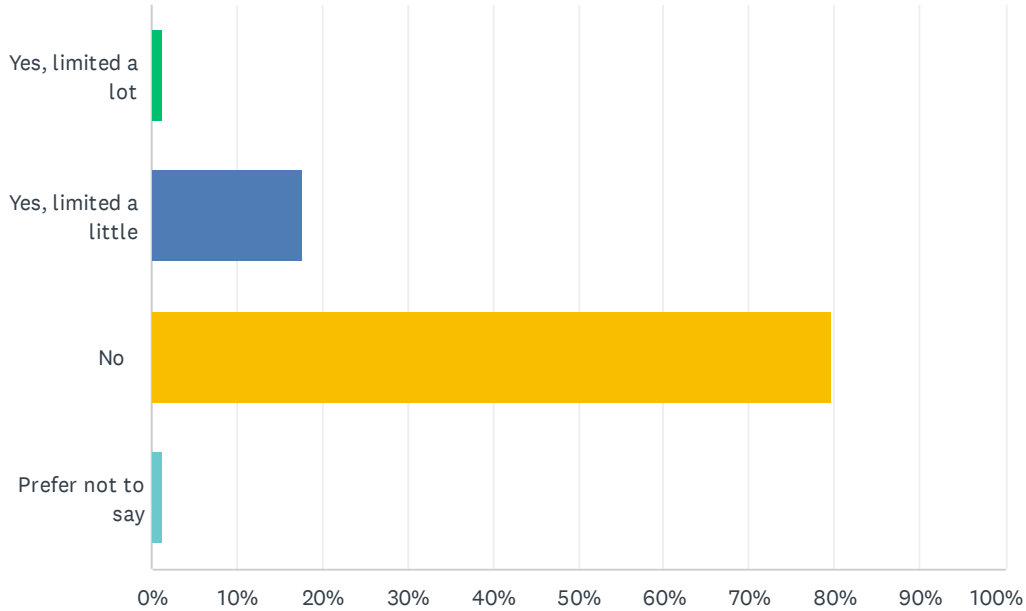
Answered: 79 Skipped: 0



ANSWER CHOICES	RESPONSES	
Yes	10.13%	8
No	84.81%	67
Prefer not to say	5.06%	4
TOTAL		79

## Q6 Are your day-to-day activities limited because of a health problem or disability which has lasted, or is expected to last, at least 12 months?

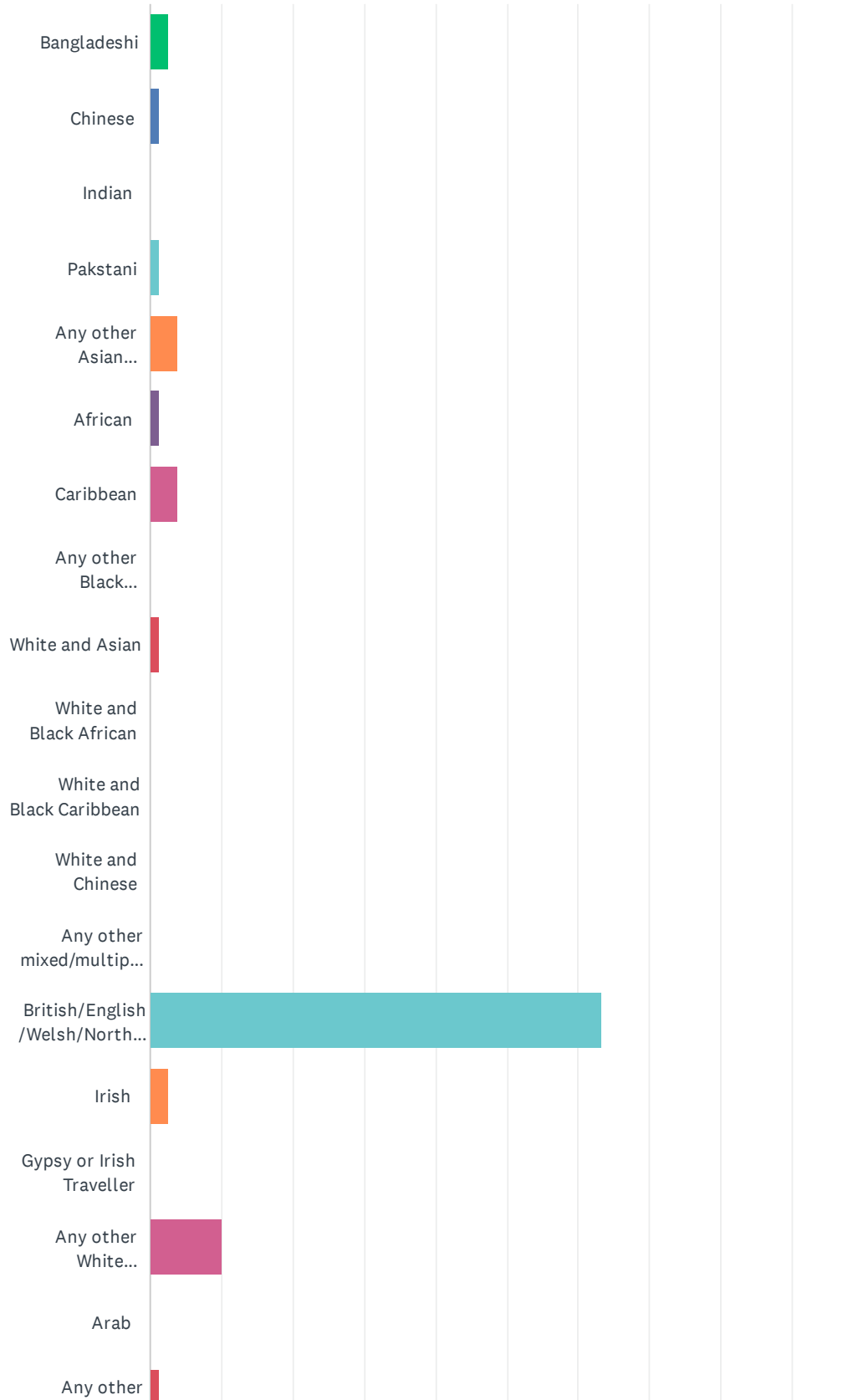
Answered: 79 Skipped: 0



ANSWER CHOICES	RESPONSES	
Yes, limited a lot	1.27%	1
Yes, limited a little	17.72%	14
No	79.75%	63
Prefer not to say	1.27%	1
<b>TOTAL</b>		<b>79</b>

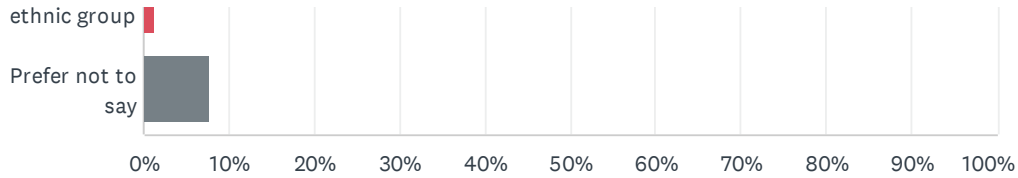
## Q7 What is your ethnic group?

Answered: 79 Skipped: 0





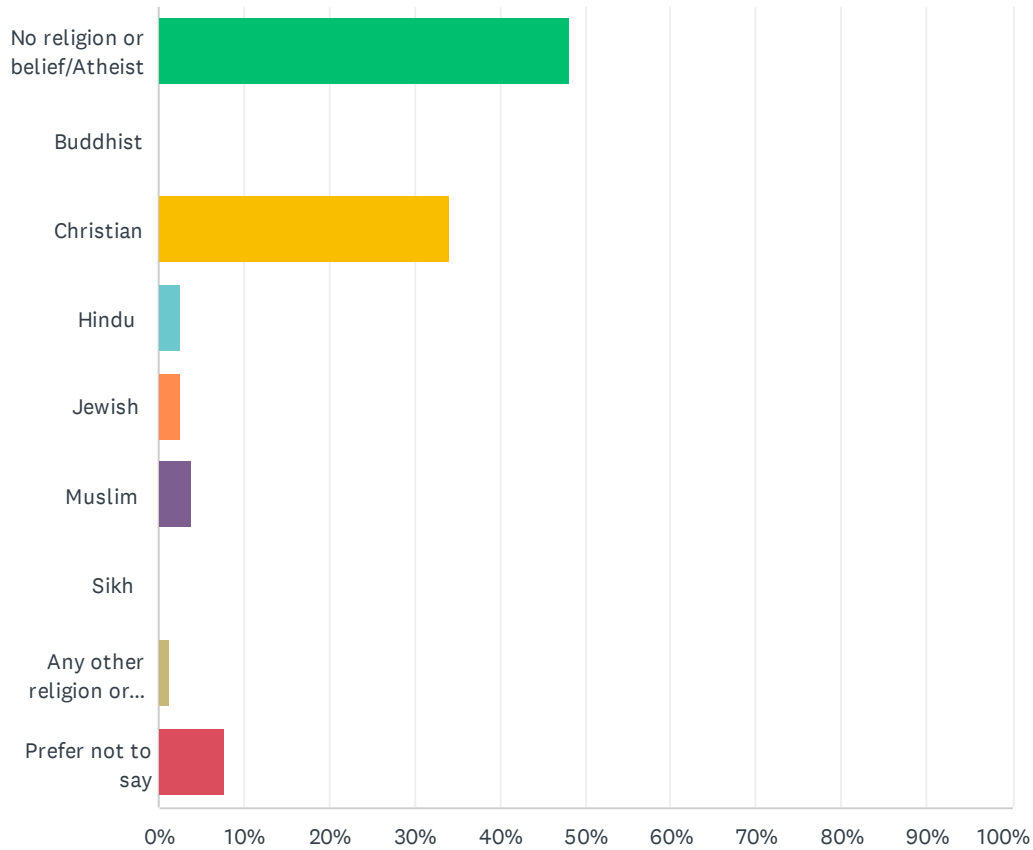
## AG Equality & Diversity Survey 2023



ANSWER CHOICES	RESPONSES	
Bangladeshi	2.53%	2
Chinese	1.27%	1
Indian	0.00%	0
Pakistani	1.27%	1
Any other Asian background	3.80%	3
African	1.27%	1
Caribbean	3.80%	3
Any other Black background	0.00%	0
White and Asian	1.27%	1
White and Black African	0.00%	0
White and Black Caribbean	0.00%	0
White and Chinese	0.00%	0
Any other mixed/multiple ethnic background	0.00%	0
British/English/Welsh/Northern Irish/Scottish	63.29%	50
Irish	2.53%	2
Gypsy or Irish Traveller	0.00%	0
Any other White background	10.13%	8
Arab	0.00%	0
Any other ethnic group	1.27%	1
Prefer not to say	7.59%	6
<b>TOTAL</b>		<b>79</b>

## Q8 What is your religion or belief?

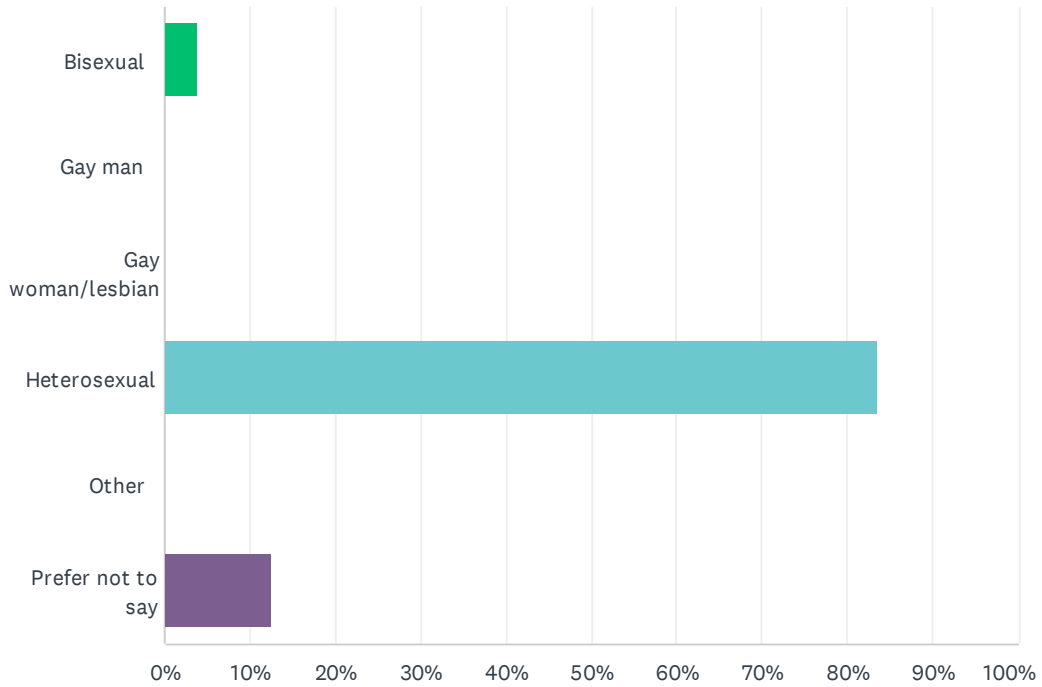
Answered: 79 Skipped: 0



ANSWER CHOICES	RESPONSES	
No religion or belief/Atheist	48.10%	38
Buddhist	0.00%	0
Christian	34.18%	27
Hindu	2.53%	2
Jewish	2.53%	2
Muslim	3.80%	3
Sikh	0.00%	0
Any other religion or belief	1.27%	1
Prefer not to say	7.59%	6
<b>TOTAL</b>		<b>79</b>

## Q9 What is your sexual orientation?

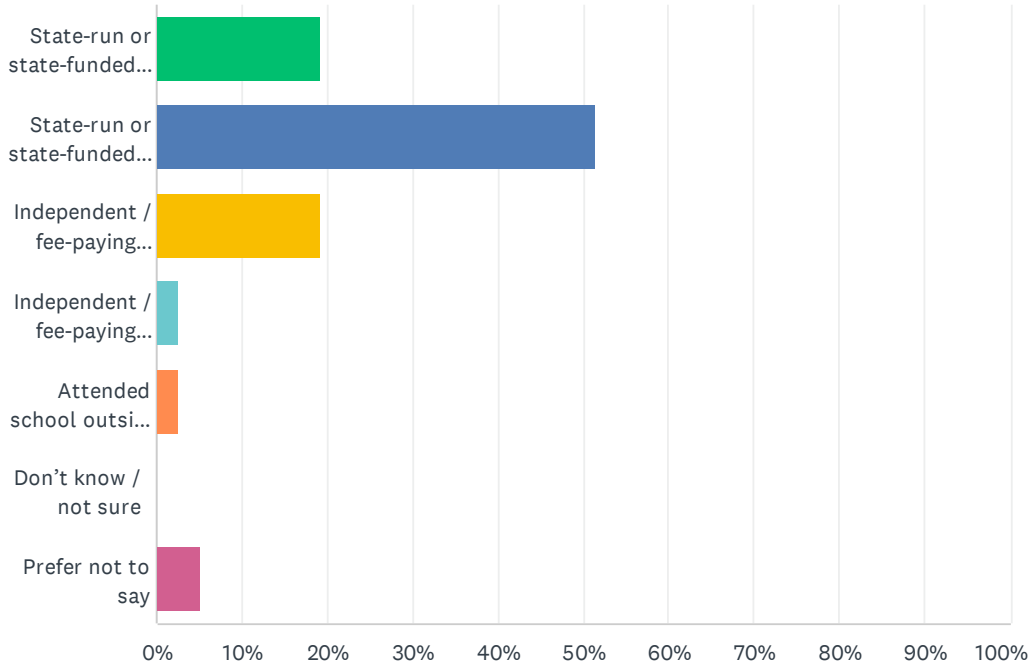
Answered: 79 Skipped: 0



ANSWER CHOICES	RESPONSES	
Bisexual	3.80%	3
Gay man	0.00%	0
Gay woman/lesbian	0.00%	0
Heterosexual	83.54%	66
Other	0.00%	0
Prefer not to say	12.66%	10
<b>TOTAL</b>		<b>79</b>

**Q10 Which type of school did you attend for the most time between the ages of 11 and 16? If you changed schools, please base your answer on the last two years of your education.**

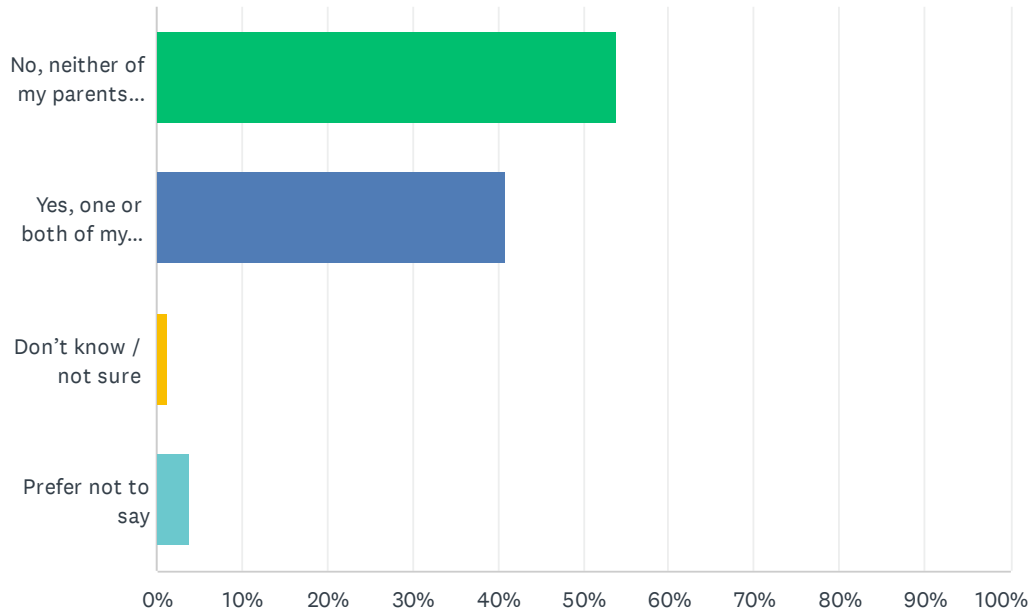
Answered: 78 Skipped: 1



ANSWER CHOICES	RESPONSES	
State-run or state-funded school (selective on academic, faith or other grounds)	19.23%	15
State-run or state-funded school (non-selective)	51.28%	40
Independent / fee-paying school	19.23%	15
Independent / fee-paying school where I received a bursary covering 90% or more of my tuition	2.56%	2
Attended school outside the UK	2.56%	2
Don't know / not sure	0.00%	0
Prefer not to say	5.13%	4
<b>TOTAL</b>		<b>78</b>

### Q11 Did either of your parents attend university and gain a degree (eg BA/BSc or equivalent) by the time you were 18?

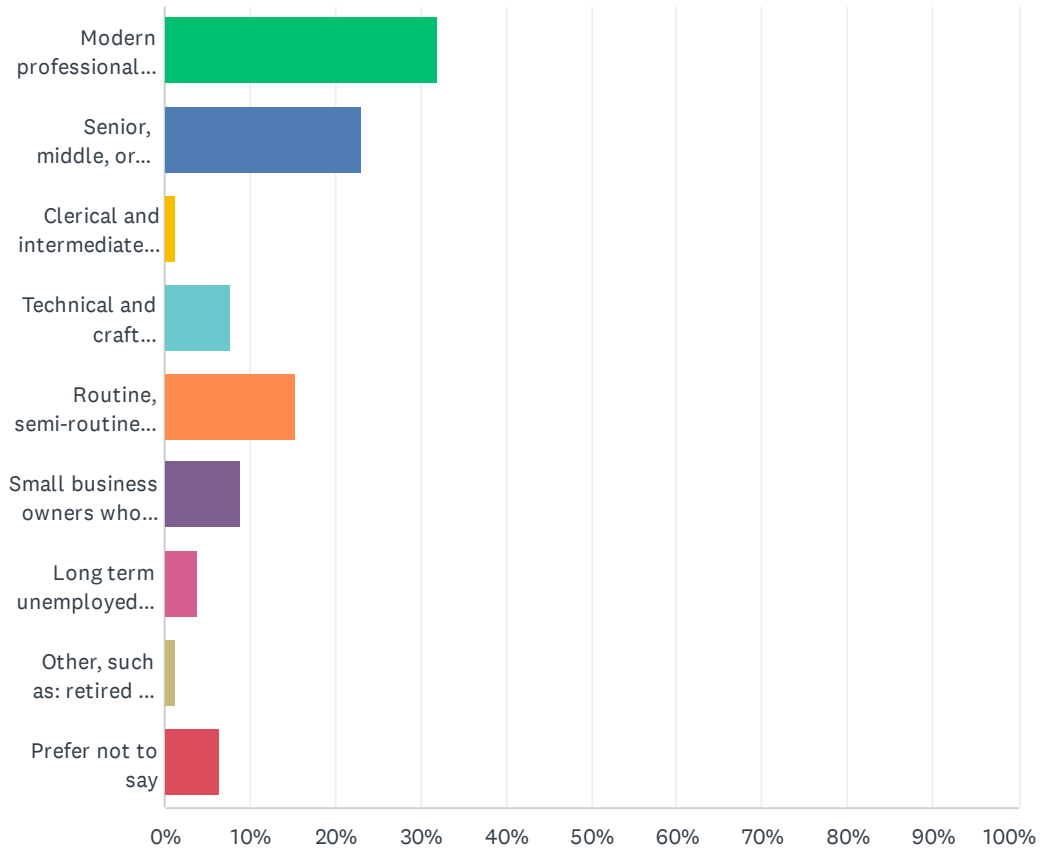
Answered: 78 Skipped: 1



ANSWER CHOICES	RESPONSES	
No, neither of my parents attended university	53.85%	42
Yes, one or both of my parents attended university	41.03%	32
Don't know / not sure	1.28%	1
Prefer not to say	3.85%	3
<b>TOTAL</b>		<b>78</b>

# Q12 What was the occupation of your main household earner when you were about 14?

Answered: 78 Skipped: 1

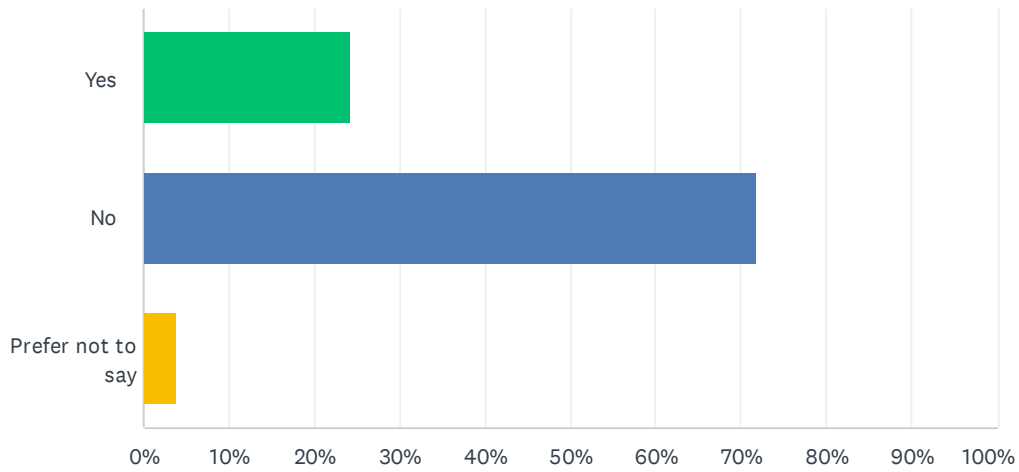


## AG Equality & Diversity Survey 2023

ANSWER CHOICES	RESPONSES	
Modern professional and traditional professional occupations such as: teacher, nurse, physiotherapist, social worker, musician, police officer (sergeant or above), software designer, accountant, solicitor, medical practitioner, scientist, civil / mechanical engineer.	32.05%	25
Senior, middle, or junior managers or administrators such as: finance manager, chief executive, large business owner, office manager, retail manager, bank manager, restaurant manager, warehouse manager.	23.08%	18
Clerical and intermediate occupations such as: secretary, personal assistant, call centre agent, clerical worker, nursery nurse.	1.28%	1
Technical and craft occupations such as: motor mechanic, plumber, printer, electrician, gardener, train driver.	7.69%	6
Routine, semi-routine, manual, and service occupations such as: postal worker, machine operative, security guard, caretaker, farm worker, catering assistant, sales assistant, HGV driver, cleaner, porter, packer, labourer, waiter/waitress, bar staff.	15.38%	12
Small business owners who employed less than 25 people such as: corner shop owners, small plumbing companies, retail shop owner, single restaurant or cafe owner, taxi owner, garage owner.	8.97%	7
Long term unemployed (claimed Jobseeker's Allowance or earlier unemployment benefit for more than a year)	3.85%	3
Other, such as: retired / this question does not apply to me / I don't know	1.28%	1
Prefer not to say	6.41%	5
<b>TOTAL</b>		<b>78</b>

### Q13 Are you a primary carer for a child or children under 18?

Answered: 78 Skipped: 1

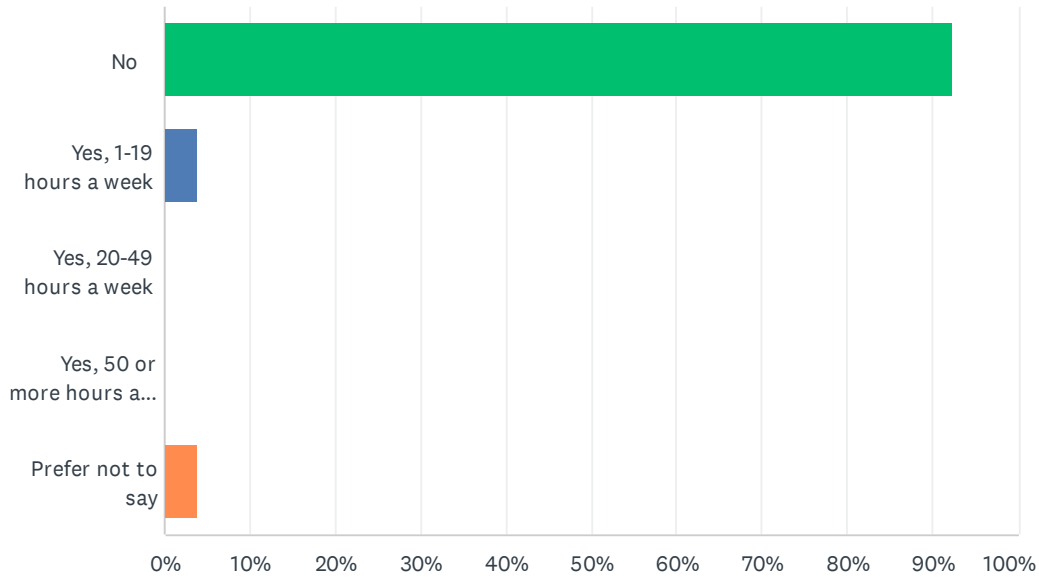


ANSWER CHOICES	RESPONSES	
Yes	24.36%	19
No	71.79%	56
Prefer not to say	3.85%	3
<b>TOTAL</b>		<b>78</b>



### Q14 Do you look after or care for someone with long term physical or mental ill health caused by disability or age (not in a paid capacity)?

Answered: 78 Skipped: 1



ANSWER CHOICES	RESPONSES	
No	92.31%	72
Yes, 1-19 hours a week	3.85%	3
Yes, 20-49 hours a week	0.00%	0
Yes, 50 or more hours a week	0.00%	0
Prefer not to say	3.85%	3
<b>TOTAL</b>		<b>78</b>